www.jbctools.com

Micro Tweezers

Ref. PA120-A

Packing List

The following items should be included:

Micro Tweezers ..... 1 unit
Ref. PA120-A

Manual ..... 1 unit
Ref. 0008846

Features

Control Unit

Stand
Ref. PA-SD

C120 Cartridges
(Required but not supplied)

Micro Tweezers
Ref. PA120-A

Changing cartridge

For a safe cartridge change, unplug the tool or turn the station off before following these guidelines:

1. Removing

Loosen the screw and remove the cartridge.
⚠ Use a flat pliers if still hot.

2. Inserting

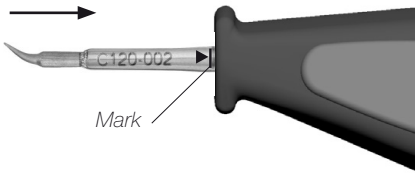

Important: Insert the cartridge as far as the mark for a correct connection.

3. Aligning

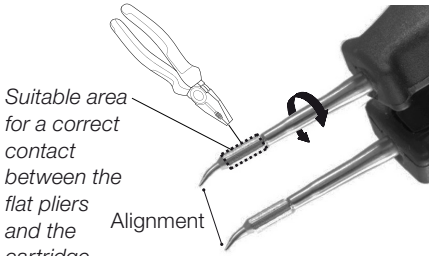

Align the tip of the cartridge. Use a flat pliers in the indicated area for a correct tip alignment.
⚠ Do not over-tighten the cartridge.

4. Fixing

Important: Tighten the screw again being careful not to over-tighten. This is necessary for the tool to function.

Compatible cartridges

The PA120-A Micro Tweezers works with C120 cartridge range. Find the model that best suits your soldering needs in **www.jbctools.com**

C120-004

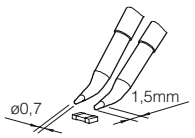

C120-005

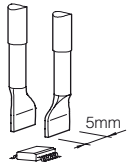

C120-001

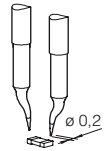

C120-009 **C120-010**

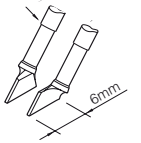

Specifications

- Maximum power per cartridge: 40W
- Weight without cartridges: 99 g (3.5 oz)

ESD Safe

Warranty
JBC's 2 year warranty covers this equipment against all manufacturing defects, including the replacement of defective parts and labour.
Warranty does not cover product wear due to use or mis-use.
In order for the warranty to be valid, equipment must be returned, postage paid, to the dealer where it was purchased.

This product should not be thrown in the garbage.
In accordance with the European directive 2012/19/EU, electronic equipment at the end of their life must be collected and returned to an authorized recycling facility.

0008846-0216

www.jbctools.com