

# HIOS® T-45BL

Power Supply Operation Manual  
for the HIOS Electric Screwdrivers

15A

(April 2015)

No.ET-A014

## HIOS Inc.

111-6 Akiyama, Matsudo City,  
Chiba Pref., Japan  
TEL: 81-47-392-2001  
FAX: 81-47-392-7773

Please read this operation manual carefully and use the T-45BL properly.

<Function> The T-45BL is the Power Supply to be used with the HIOS Brushless Screwdriver, the BLG series and BL series.

### ■A place to install the T-45BL

- The unit should be used in a temperature and humidity-controlled room.  
Keep the unit away from a place with poor ventilation, in dust or metal pieces.
- Do not place any objects on the unit.
- The place to install the unit should be vibration-free and the unit should be securely fixed.  
If the unit is installed on the wall or on a high place, make sure to use the attached Mounting Bracket to fix it securely.
- Do not install the unit close to high voltage equipments.

### ■Operating Precautions

- Do not drop the power Supply or subject it to violent impact.**
- Install a leakage breaker and safety breaker on the input power source and connect the ground to use the unit.
- Connect to a power source of the specified voltage.
- Do not use with other drivers or devices except the models listed in this operation manual.
- If the protection circuit works due to overheat, stop operation immediately, pull the power plug from the outlet and send it back to your HIOS distributor for repair.
- The unit may automatically stop in use when the protection circuit works due to overcurrent, etc.  
Turn off the power switch once and turn it on in 5 sec for restart. If the unit stops while in screw tightening, make sure to check the torque of the tightened screw.
- Do not disassemble or modify the unit.
- Do not drag the unit by its driver cord or AC cord. Keep the cords away from foreign objects, oil or something sharp.
- Make sure to grasp the plug section to disconnect the AC cord from the outlet.
- Turn the unit off and disconnect the AC cord from the outlet when the unit is not in use.

- IMPORTANT SAFETY INSTRUCTIONS-SAVE THESE INSTRUCTIONS.**
- DANGER-TO REDUCE THE RISK OF FIRE OR ELECTRIC SHOCK. CAREFULLY FOLLOW THESE INSTRUCTIONS.**

### ■The HIOS driver models to use with the T-45BL

Number	Model	
For one driver	BLG-BC2	BLG-4000BC2, BLG-5000BC2, BLG-5000BC2-15*, BLG-5000BC2-20* BLG-5000BC2-HT*
	BLG-BC1	BLG-4000BC1, BLG-5000BC1, BLG-5000BC1-15*, BLG-5000BC1-20* BLG-5000BC1-HT*
	BLG	BLG-4000, BLG-5000, BLG-5000-15*, BLG-5000-20*, BLG-5000-HT*
	BLG-OPC	BLG-4000-OPC, BLG-5000-OPC, BLG-5000-OPC-15*, BLG-5000-OPC-20*, BLG-5000-OPC-HT*
	BL	BL-2000, BL-300, BL-5000, BL-5000-15*, BL-5000-20*, BL-5020*
	BL-OPC	BL-2000-OPC, BL-3000-OPC, BL-5000-OPC, BL-5020-OPC*

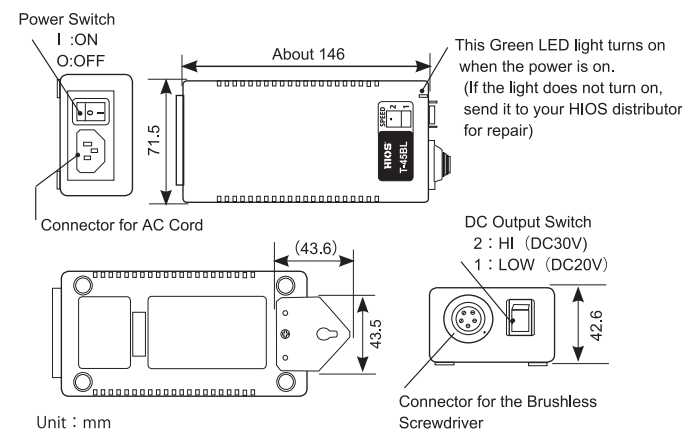
(Note) Use only 2(HI) power outlet with the \* models.

These models may not perform properly on 1(LOW) power outlet.

### ■Specification

Power Pack Model		T-45BL
Primary side	Input voltage	AC100 - 240V 47-63 Hz
	Power consumption	45VA-78VA
	Fuse capacity	3.15A/250V (Built-in)
Output voltage		2(30V), 1(20V) Two stage settings
Size (mm)		See Figure
Weight(g)		About 320 g

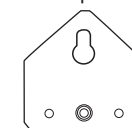
### ■Dimension and Part Names



(Caution) • The above dimensions do not include concavity and convexity.  
• The above drawing is not a full-scale.

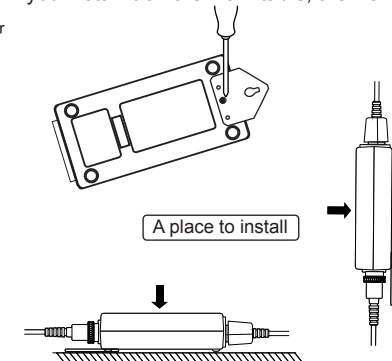
### ■Accessories

AC Cord 1.8m 1 piece  
Mounting bracket 1 piece  
Screw 1 piece



### ■Mounting Bracket

Make sure to use the attached Mounting Bracket and the screw to fix the unit securely if you install it on the work table, the wall, etc.



#### Selection of Power Supply Cord:

Use in U.S.A. - Use UL Listed detachable power supply cord, No.18AWG, 3 conductors, flexible cord, rated 10A, VW-1, 80° C, minimum 1.8 m, maximum 3 m long. Provided with a molded-on, non-polarized attachment plug with a 15A, 125V (NEMA5-15P) or 15A, 250 V (NEMA 6-15P) configuration and a molded-on connector which mates with the Power Inlet.

The following flexible cord type may be used: S, SE, SO, SP-3, SPT-3, ST, STO, SJ, SJE, SJO, SJT, SJTO, SP-2, SPE-2, SPT-2, SV, SVE, SVT.

Use in countries other than U.S.A. - Use IEC60227 certified PVC flexible power supply cord, marked H03VVF or H05VVF, 3C x 0.75 mm<sup>2</sup>, rated min. 10A, 250V