

CL-7000PS



Lever type
CL-7000

Push type
CL-7000PS

Suction(Vacuum)
CLQ-7000PS



Anti-electrostatic
CL-7000PS-ESD



Clean Room + Anti-electrostatic
CLQ-7000PSCR-ESD



Noiseless Screwdriver
CL-7000PSNL



[About variation](#)

Feature

Well suited for many kinds of operations requiring a wide range of torque values

This screwdriver has been a long-selling product thanks to its operability, reliability and stability.

With low DC voltage these screwdrivers can be used safely.

The grip design helps operators to reduce fatigue caused by long hours operation.

CL-7000PS
Specification

Download
[Operation Manual \(pdf\)](#)

Start

| | |
|---------------------|----------|
| Output Torque Range | N · m |
| | lbf · in |
| | kgf · cm |

Torque Switching

| | |
|--------------------------------|------|
| Unloaded Rotation Speed(r.p.m) | High |
|--------------------------------|------|

| | |
|----------------|------------|
| Screw Size(mm) | Screw size |
| | Tapping |

| | |
|-----------------------------------|------------|
| Bit (selectable)※ | Hios shank |
| | Hex shank |

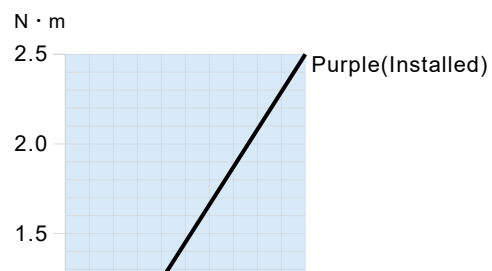
| | |
|-------------------------|------------|
| External Dimensions(mm) | Grip |
| | Length(mm) |

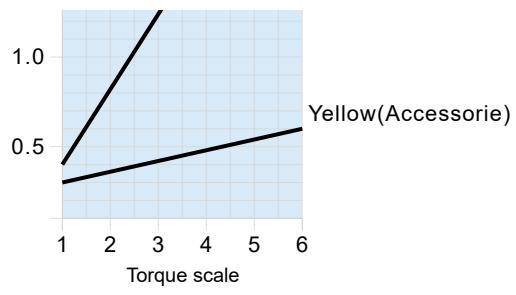
| | | |
|-------------|----------------|--------|
| Accessories | Bit | H5 |
| | | 1/4HEX |
| | Spring | |
| | Cord length(m) | |

Carbon brush order code

Torpue Range Table

| |
|--|
| Push-to-Start Type |
| 0.3-2.5 |
| 2.6-22 |
| 3-25 |
| Stepless Adjustment |
| 750 |
| 2-5 |
| 2-4 |
| H5 |
| 1/4HEX or 5HEX |
| 37 |
| 256 |
| + #1(ϕ 5.0×60mm) + #2(ϕ 5.0×60mm) |
| + #1 (5.0×50mm) + #2 (5.0×50mm) - (5.0×50mm) |
| Yellow |
| 2m(5p) |
| CL65-0490(1pair) |





Series Comparison

Model

| | |
|--------------------------------|--------------------------------|
| Start | |
| Output Torque Range | N · m |
| | lbf · in |
| | kgf · cm |
| Unloaded Rotation Speed(r.p.m) | Low |
| | High |
| | Unloaded Rotation Speed(r.p.m) |
| Screw Size(mm) | Screw size |
| | Tapping |
| Bit Drive | Hios shank |
| | Hex shank |

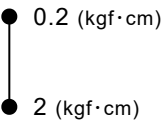
| | |
|---------------------|--------|
| Output Torque Range | kgf·cm |
| | 0 |
| | 1 |
| | 5 |
| | 10 |
| | 20 |
| | 50 |
| | 100 |



CL-2000



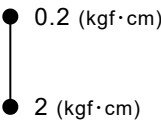
| Lever Start Type |
|------------------|
| 0.02-0.2 |
| 0.17-1.7 |
| 0.2-2 |
| 490 |
| 680 |
| - |
| 1-2.3 |
| 1-2 |
| H4 |
| - |



CL-3000




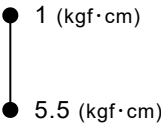
| Lever Start Type |
|------------------|
| 0.03-0.2 |
| 0.3-1.7 |
| 0.2-2 |
| 670 |
| 1000 |
| - |
| 1-2 |
| 1-1.7 |
| H4 |
| - |



CL-4000



| Lever Start Type |
|------------------|
| 0.1-0.55 |
| 0.9-4.8 |
| 1-5.5 |
| 690 |
| 1000 |
| - |
| 1.4-2.6 |
| 1.4-2.3 |
| H4 |
| 1/4HEX or 5HEX |



Related Accessories

Vertical Screwdriver
Operating Stand VMS-40

Vertical Screwdriver
Operating Stand VMS-50

for BLG /BL/CL/SS/ α /VZ(VZ-1510)Series



for PG / BLG / BL / CL / SS / α / VZseries



Angle Attachment

for CL / α series
(HIOS H5 and 5HEX drive)



Angle Attachment ANGLX-Z

for CL / α series
(1/4 HEX drive)



Push-to-Start Grip Attachment PS-1

for CL /SS / α series

Push-to-Start Grip Attachment PS-1-ESD

for CL/ SS/ α series



Recommended Screw

HIOS PAT. Screw recess

HIOS own high-performance screws to improve the conventional problems.

Related Items

CLT-70STC3 (power supply type)

STC3 Series (DC Type)

Screw counter

CLOP-SC1

SC1 Series (DC Type)

Separate counter



ScrewDriver
Torque Meter
Screw

Company
Outline
Message from the
President
History
Awards
Branches
Employee's dog
ISO
Environment

Support
Contact
Distributor
FAQ
Download
Discontinued Products

About this website
News
Electric Screwdriver
General Catalog

株式会社 **ハイオス**

© 2021 HIOS Inc. ALL RIGHT RESERVED.