

CL-7000



Lever type
CL-7000

Push type
CL-7000PS

Suction(Vacuum)
CLQ-7000



Anti-electrostatic
CL-7000ESD



Clean Room + Anti-electrostatic
CLQ-7000CR-ESD



Noiseless Screwdriver
CL-7000NL



About variation

Feature

Well suited for many kinds of operations requiring a wide range of torque values

This screwdriver has been a long-selling product thanks to its operability, reliability and stability.

With low DC voltage these screwdrivers can be used safely.

The grip design helps operators to reduce fatigue caused by long hours operation.

CL-7000

Specification

Download

[Operation Manual \(pdf\)](#)

[DXF \(dxf\)](#)

Start

Output Torque Range

N · m

lbf · in

kgf · cm

Torque Switching

Unloaded Rotation Speed(r.p.m)

High

Screw Size(mm)

Screw size

Tapping

Bit (selectable)※

Hios shank

Hex shank

External Dimensions(mm)

Grip

Length(mm)

Accessories

Bit

H5

1/4HEX

Spring

Cord length(m)

Carbon brush order code

Torpue Range Table

Lever Start Type

0.3-2.5

2.6-22

3-25

Stepless Adjustment

750

2-5

2-4

H5

1/4HEX or 5HEX

37

255

+ #1($\phi 5.0 \times 60\text{mm}$) + #2($\phi 5.0 \times 60\text{mm}$)

+ #1 (5.0 \times 50mm)

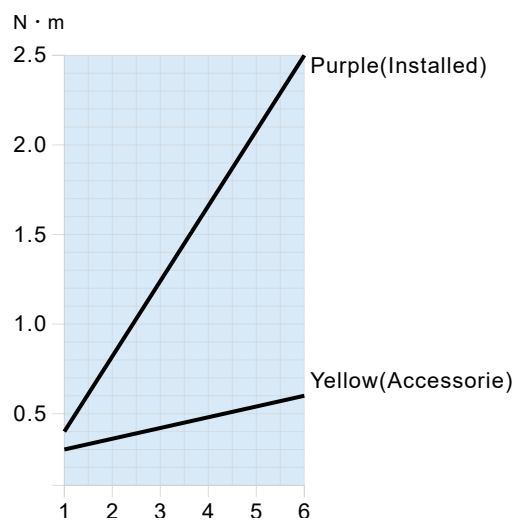
+ #2 (5.0 \times 50mm)

- (5.0 \times 50mm)

Yellow

2m(5p)

CL65-0490(1pair)



Series Comparison

Model

Start

Output Torque
Range

N · m

lbf · in

kgf · cm

Unloaded
Rotation
Speed(r.p.m)

Low

High

Unloaded
Rotation
Speed(r.p.m)

Screw Size(mm)

Screw size

Tapping

Bit Drive

Hios shank

Hex shank

Output Torque
Range

kgf·cm

0

1

5

10

20

50

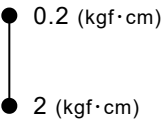
100



CL-2000



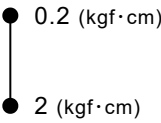
Lever Start Type
0.02-0.2
0.17-1.7
0.2-2
490
680
-
1-2.3
1-2
H4
-



CL-3000



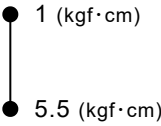
Lever Start Type
0.03-0.2
0.3-1.7
0.2-2
670
1000
-
1-2
1-1.7
H4
-



CL-4000



Lever Start Type
0.1-0.55
0.9-4.8
1-5.5
690
1000
-
1.4-2.6
1.4-2.3
H4
1/4HEX or 5HEX



Related Accessories

Vertical Screwdriver Operating Stand VMS-40

for BLG / BL / CL / SS / α / VZ (VZ-1510) Series



Vertical Screwdriver Operating Stand VMS-50

for PG / BLG / BL / CL / SS / α / VZ series



Angle Attachment

for CL / α series
(HIOS H5 and 5HEX drive)



Angle Attachment ANGLX-Z

for CL / α series
(1/4 HEX drive)



Push-to-Start Grip Attachment PS-1

Push-to-Start Grip Attachment PS-1-ESD

for CL /SS /α series



for CL/ SS/ α series



Recommended Screw

HIOS PAT. Screw recess

HIOS own high-performance screws to improve the conventional problems.

Related Items

CLT-70STC3 (power supply type)

STC3 Series (DC Type)

Screw counter

CLOP-SC1

SC1 Series (DC Type)

Separate counter



ScrewDriver

Torque Meter

Screw

Company

Outline

Message from the President

History

Awards

Branches

Employee's dog

ISO

Environment

Support

Contact

Distributor

FAQ

Download

Discontinued Products

About this website

News

Electric Screwdriver General Catalog

株式会社 **ハイオス**

© 2021 HIOS Inc. ALL RIGHT RESERVED.