

## CL-4000



Lever type  
CL-4000

Push type  
CL-4000PS

Suction(Vacuum)  
CLQ-4000

Anti-electrostatic  
CL-4000ESD

Clean Room + Anti-electrostatic  
CLQ-4000CR-ESD

Noiseless Screwdriver  
CL-4000NL



About variation

## Feature

Handle low-torque screw tightening with confidence!

This screwdriver is especially designed to deliver low torque for accurate and stable tightening of screws in small sizes.

Compact and light-weight design makes it easy for female operators to use.

Model CL-2000 has a coreless motor with an especially long life.

With safety design running on low voltage and direct current, these screwdrivers can be used safely.

---

**CL-4000****Specification****Download**[Operation Manual \(pdf\)](#)[DXF \(dxf\)](#)

Start

Output Torque Range	N · m
	lbf · in
	kgf · cm

Torque Switching

Unloaded Rotation Speed(r.p.m)	Low
	High

Screw Size(mm)	Screw size
	Tapping

Bit <a href="#">(selectable)※</a>	Hios shank
	Hex shank

External Dimensions(mm)	Grip
	Length(mm)

Accessories	Bit	H4
		1/4HEX
	Spring	
	Cord length(m)	

Carbon brush order code

Torpue Range Table

Lever Start Type
0.1-0.55

0.9-4.8

1-5.5

Stepless Adjustment

690

1000

1.4-2.6

1.4-2.3

H4

1/4HEX or 5HEX

32.5

197

+ #0( $\varnothing 2.5 \times 40\text{mm}$ ) + #1( $\varnothing 4.0 \times 40\text{mm}$ )

+ #0 (5.0×50mm)

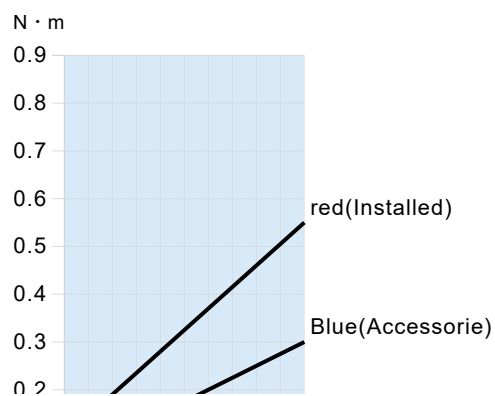
+ #2 (5.0×50mm)

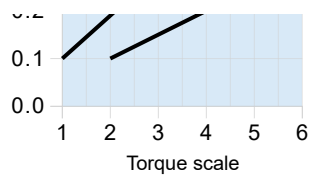
- (5.0×50mm)

Blue

1.5m(5p)

CL4-0420(1pair)





## Series Comparison

Model

Start

Output Torque Range    N · m  
.....  
                                  lbf · in  
.....  
                                  kgf · cm

Unloaded Rotation    Low  
Speed(r.p.m)    .....  
                                  High  
.....  
                                  Unloaded  
                                  Rotation  
                                  Speed(r.p.m)

Screw Size(mm)    Screw size  
.....  
                                  Tapping

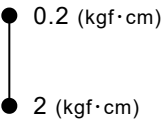
Bit Drive    Hios shank  
.....  
                                  Hex shank

Output Torque Range	kgf·cm	
	0	
	1	
	5	
	10	
	20	
	50	
	100	

CL-2000



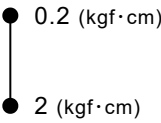
Lever Start Type
0.02-0.2
0.17-1.7
0.2-2
490
680
-
1-2.3
1-2
H4
-



CL-3000



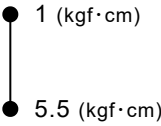
Lever Start Type
0.03-0.2
0.3-1.7
0.2-2
670
1000
-
1-2
1-1.7
H4
-



CL-4000



Lever Start Type
0.1-0.55
0.9-4.8
1-5.5
690
1000
-
1.4-2.6
1.4-2.3
H4
1/4HEX or 5HEX



## Related Accessories

### Vertical Screwdriver Operating Stand VMS-40

for BLG / BL / CL / SS /  $\alpha$  / VZ (VZ-1510) Series



### Vertical Screwdriver Operating Stand VMS-50

for PG / BLG / BL / CL / SS /  $\alpha$  / VZ series



### PISTOL ATTACHMENT PA-65

for CL / SS /  $\alpha$  series



### Push-to-Start Grip Attachment PS-1

for CL / SS /  $\alpha$  series



### Push-to-Start Grip Attachment PS-1-ESD

## Recommended Screw

**HIOS PAT. Screw recess**

for CL/ SS/ α series



HIOS own high-performance screws to improve the conventional problems.

## Related Items

### CLT-70STC3 (power supply type)

STC3 Series (DC Type)

**Screw counter**



### CLOP-SC1

SC1 Series (DC Type)

**Separate counter**



**ScrewDriver**  
**Torque Meter**  
**Screw**

**Company**  
Outline

**Support**  
Contact  
Distributor

**About this website**  
**News**



Message from the  
President

History

Awards

Branches

Employee's dog

ISO

Environment

FAQ

Download

Discontinued Products

**Electric Screwdriver  
General Catalog**

株式会社 **ハイオス**

© 2021 HIOS Inc. ALL RIGHT RESERVED.