

CL-6500PS



Lever type
CL-6500

Push type
CL-6500PS

Suction(Vacuum)
CLQ-6500PS



Anti-electrostatic
CL-6500PS-ESD



Clean Room + Anti-electrostatic
CLQ-6500PSCR-ESD



Noiseless Screwdriver
CL-6500PSNL



About variation

Feature

Well suited for many kinds of operations requiring a wide range of torque values

This screwdriver has been a long-selling product thanks to its operability, reliability and stability.

With low DC voltage these screwdrivers can be used safely.

The grip design helps operators to reduce fatigue caused by long hours operation.

CL-6500PS
Specification

Download
[Operation Manual \(pdf\)](#)

Start

Output Torque Range	N · m
	lbf · in
	kgf · cm

Torque Switching

Unloaded Rotation Speed(r.p.m)	Low
	High

Screw Size(mm)	Screw size
	Tapping

Bit <u>(selectable)※</u>	Hios shank
	Hex shank

External Dimensions(mm)	Grip
	Length(mm)

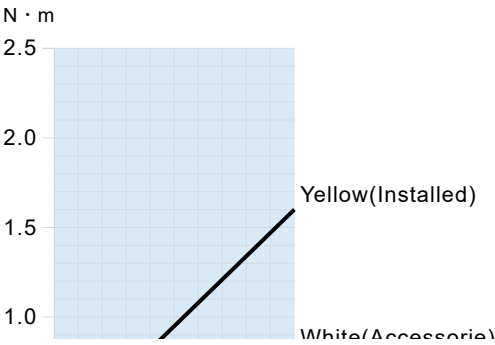
Accessories	Bit	H5
		1/4HEX
	Spring	
	Cord length(m)	

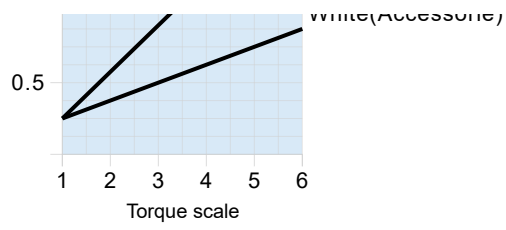
Carbon brush order code

Torpue Range Table

Push-to-Start Type
0.3-1.6

2.6-14
3-16
Stepless Adjustment
600
900
2-4
2-3
H5
1/4HEX or 5HEX
37
236
+#1(φ5.0×60mm) + #2(φ5.0×60mm)
+ #1 (5.0×50mm) + #2 (5.0×50mm) - (5.0×50mm)
White
2m(5p)
CL65-0490(1pair)





Series Comparison

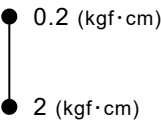
Model

Start		
Output Torque Range	N · m	
	lbf · in	
	kgf · cm	
Unloaded Rotation Speed(r.p.m)	Low	
	High	
	Unloaded Rotation Speed(r.p.m)	
Screw Size(mm)	Screw size	
	Tapping	
Bit Drive	Hios shank	
	Hex shank	
Output Torque Range	kgf·cm	
	0	
	1	
	5	
	10	
	20	
	50	
	100	

CL-2000



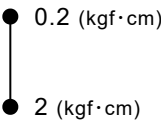
Lever Start Type
0.02-0.2
0.17-1.7
0.2-2
490
680
-
1-2.3
1-2
H4
-



CL-3000




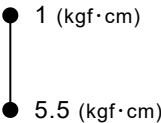
Lever Start Type
0.03-0.2
0.3-1.7
0.2-2
670
1000
-
1-2
1-1.7
H4
-



CL-4000



Lever Start Type
0.1-0.55
0.9-4.8
1-5.5
690
1000
-
1.4-2.6
1.4-2.3
H4
1/4HEX or 5HEX



Related Accessories

Vertical Screwdriver
Operating Stand VMS-40

Vertical Screwdriver
Operating Stand VMS-50

for BLG /BL/CL/SS/ α /VZ(VZ-1510)Series



for PG / BLG / BL / CL / SS / α / VZseries



Angle Attachment

for CL / α series
(HIOS H5 and 5HEX drive)



Angle Attachment ANGLX-Z

for CL / α series
(1/4 HEX drive)



Push-to-Start Grip Attachment PS-1

for CL /SS / α series

Push-to-Start Grip Attachment PS-1-ESD

for CL/ SS/ α series



Recommended Screw

HIOS PAT. Screw recess

HIOS own high-performance screws to improve the conventional problems.

Related Items

MC-70L (for multiple screwdriver)

DC Type

For CL/SS/α series
For DC screwdrivers Power Supply

CLT-70STC3 (power supply type)

STC3 Series (DC Type)

Screw counter



CLOP-SC1

SC1 Series (DC Type)

Separate counter



ScrewDriver

Torque Meter

Screw

Company

Outline

Message from the
President

History

Awards

Branches

Employee's dog

ISO

Environment

Support

Contact

Distributor

FAQ

Download

Discontinued Products

About this website

News

**Electric Screwdriver
General Catalog**

