



innovative technology  
for Turning The World

## CL-4000PS



Lever type  
CL-4000

Push type  
CL-4000PS

Suction(Vacuum)  
CLQ-4000PS



Anti-electrostatic  
CL-4000PS-ESD



Noiseless Screwdriver  
CL-4000PSNL



About variation

## Feature

Handle low-torque screw tightening with confidence!

This screwdriver is especially designed to deliver low torque for accurate and stable tightening of screws in small sizes.

Compact and light-weight design makes it easy for female operators to use.

Model CL-2000 has a coreless motor with an especially long life.

With safety design running on low voltage and direct current, these screwdrivers can be used safely.

---

**CL-4000PS**

**Specification**

**Download**

[Operation Manual \(pdf\)](#)

Start

Output Torque Range	N · m
	lbf · in
	kgf · cm

Torque Switching

Unloaded Rotation Speed(r.p.m)	Low
	High

Screw Size(mm)	Screw size
	Tapping

Bit <u>(selectable)※</u>	Hios shank
	Hex shank

External Dimensions(mm)	Grip
	Length(mm)

Accessories	Bit	H4
		1/4HEX
	Spring	
	Cord length(m)	

Carbon brush order code

Torpue Range Table

Push-to-Start Type
0.1-0.55

0.9-4.8

1-5.5

Stepless Adjustment

690

1000

1.4-2.6

1.4-2.3

H4

1/4HEX or 5HEX

37.5

197

+ #0( $\varnothing 2.5 \times 40\text{mm}$ ) + #1( $\varnothing 4.0 \times 40\text{mm}$ )

+ #0 (5.0×50mm)

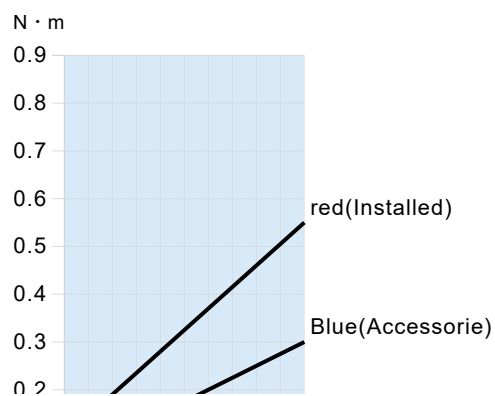
+ #2 (5.0×50mm)

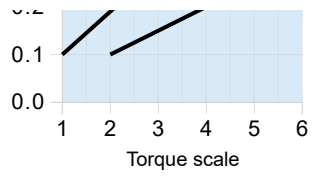
- (5.0×50mm)

Blue

1.5m(5p)

CL4-0420(1pair)





## Series Comparison

Model

Start

Output Torque Range    N · m  
.....  
                                  lbf · in  
.....  
                                  kgf · cm

Unloaded Rotation    Low  
Speed(r.p.m)    .....  
                                  High  
.....  
                                  Unloaded  
                                  Rotation  
                                  Speed(r.p.m)

Screw Size(mm)    Screw size  
.....  
                                  Tapping

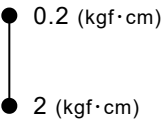
Bit Drive    Hios shank  
.....  
                                  Hex shank

Output Torque Range	kgf·cm	
	0	
	1	
	5	
	10	
	20	
	50	
	100	

**CL-2000**



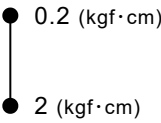
Lever Start Type
0.02-0.2
0.17-1.7
0.2-2
490
680
-
1-2.3
1-2
H4
-



**CL-3000**



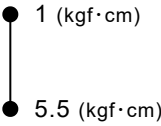
Lever Start Type
0.03-0.2
0.3-1.7
0.2-2
670
1000
-
1-2
1-1.7
H4
-



**CL-4000**



Lever Start Type
0.1-0.55
0.9-4.8
1-5.5
690
1000
-
1.4-2.6
1.4-2.3
H4
1/4HEX or 5HEX



## Related Accessories

### Vertical Screwdriver Operating Stand VMS-40

for BLG / BL / CL / SS /  $\alpha$  / VZ (VZ-1510) Series



### Vertical Screwdriver Operating Stand VMS-50

for PG / BLG / BL / CL / SS /  $\alpha$  / VZ series



### Angle Attachment

for CL /  $\alpha$  series  
(HIOS H5 and 5HEX drive)



### Angle Attachment ANGLX-Z

for CL /  $\alpha$  series  
(1/4 HEX drive)



### Push-to-Start Grip Attachment PS-1

### Push-to-Start Grip Attachment PS-1-ESD

for CL /SS /α series



for CL/ SS/ α series



## Recommended Screw

### HIOS PAT. Screw recess

HIOS own high-performance screws to improve the conventional problems.

## Related Items

### CLT-70STC3 (power supply type)

STC3 Series (DC Type)

**Screw counter**

### CLOP-SC1

SC1 Series (DC Type)

**Separate counter**





## ScrewDriver

## Torque Meter

## Screw

## Company

### Outline

### Message from the President

### History

### Awards

### Branches

### Employee's dog

### ISO

### Environment

## Support

### Contact

### Distributor

### FAQ

### Download

### Discontinued Products

## About this website

## News

## Electric Screwdriver General Catalog

株式会社 **ハイス**

© 2021 HIOS Inc. ALL RIGHT RESERVED.