

CLT-60 (for one screwdriver)



Feature

Exclusive power supply is required for DC screwdrivers.

- Exclusive power supply converts the electric current from AC outlet (on the primary side) to low-voltage output (HI: DC30V) or (LOW: about DC20V) to supply it to the screwdriver.
- Safe and quiet rotation.
- Please always use HIOS screwdriver in combination with HIOS power supply for safe screw tightening.
- Stable power supply with multiple inputs (AC100V to 240V).

(Not applicable to CLT-100 and MC-70L)

CLT-60 (for one screwdriver)

Specification

Download

[Operation Manual \(pdf\)](#)

Weight(g)

Connectable screwdrivers

Primary input power source

Secondary output voltage

External Dimensions(mm)

Accessories

Plug type

Compatible Screwdrivers

SS series

CL series

α series

715 g

for one screwdriver

AC100-240V (47-63 H z)

HI(2): DC30V, LOW(1): DC20V (2-step switchable)

88(W)×210(D)×52 (H) m m

Power supply cord 1.8m (1pc), Flat 2P conversion plug (1pc) (only for 100V), Mounting hardware (2pcs), Mounting s

A/A-2/A-3/C/BF/S

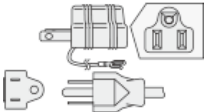

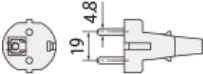
SS-2000/SS-3000/SS-4000/SS-6500/SS-7000

CL-2000/CL-3000/CL-4000/CL-6000/CL-6500/CL-7000

α-4500/α-5000/α-6500

Plug type



Voltage	100V	120V	220-240V
Plug type	Type A	Type A-2	Type C
			

Series Comparison

Model			
Connectable screwdrivers			
Primary input power source			
Secondary output voltage			
Plug type			
CLT-AY-61 (for one screwdriver)	CLT-45 (for one screwdriver)	CLT-60 (for one screwdriver)	
			
for one screwdriver	for one screwdriver	for one screwdriver	
AC100V(50/60Hz) AC120V (50/60Hz) AC220-240V (50/60Hz)	AC100-240V (47-63 Hz)	AC100-240V (47-63 Hz)	
About DC17-30V (stepless adjustment)	HI(2): DC30V, LOW(1): DC20V (2-step switchable)	HI(2): DC30V, LOW(1): DC20V (2-step switchable)	
A-1/A-2/A-3/C/BF/S	A/A-2/A-3/C/BF/S	A/A-2/A-3/C/BF/S	

Compatible screwdrivers

CL-2000	CL-3000
CL Series (DC Type)	CL Series (DC Type)

**Standard
Brushed Screwdriver**



**Standard
Brushed Screwdriver**



CL-4000

CL Series (DC Type)

**Standard
Brushed Screwdriver**



CL-6000

CL Series (DC Type)

**Standard
Brushed Screwdriver**



CL-6500

CL Series (DC Type)

**Standard
Brushed Screwdriver**

CL-7000

CL Series (DC Type)

**Standard
Brushed Screwdriver**



ScrewDriver

Torque Meter

Screw

Company

Outline

Message from the
President

History

Awards

Branches

Employee's dog

ISO

Environment

Support

Contact

Distributor

FAQ

Download

Discontinued Products

About this website

News

Electric Screwdriver General Catalog

株式会社 **ハイオス**

© 2021 HIOS Inc. ALL RIGHT RESERVED.