



OZL 961/963



OZM 912/913



OSE 409



OZM 932/933



OZM 952/953



OZM 982/983
































Predefined stereo microscope sets with universal stand and illumination for your functional workplace

Features

- Sets which have already been defined (except OSE 409), consisting of a stereo microscope head (p. 74), a universal stand (p. 79), a holder (p. 80) and a ring illumination from our range (p. 83)
- Simple – convenient – affordable
- This saves you spending time on configuration and being spoilt for choice in the combination of different components. In this way you get an in expensive and highly-flexible solution for your microscope workplace

Model KERN	Microscope head		Stand	Holder	Illumination	
	Tube	Objective Zoom				
OSE 409	Binocular (WF 10×/ø 20 mm)	1x (WD: 230 mm)	Swivel arm with block pedestal	With coarse focusing knob Adjustable torque of the hand wheels	3W LED goose neck (integrated)	↓
OZL 961	Binocular (OZL 461)	0,7× – 4,5×	Telescopic arm with plate	With coarse focusing knob Adjustable torque of the hand wheels	4,5 W LED ring light (OBB-A6 102)	↓
OZL 963	Trinocular (OZL 462)	0,7× – 4,5×	Telescopic arm with plate	With coarse focusing knob Adjustable torque of the hand wheels	4,5 W LED ring light (OBB-A6 102)	↓
OZM 912	Binocular (OZM 546)	0,7× – 4,5×	Telescopic arm with plate (OZB-A5201)	With coarse focusing knob Adjustable torque of the hand wheels (OZB-A5301)	4,5 W LED ring light (OBB-A6 102)	
OZM 913	Trinocular (OZM 547)	0,7× – 4,5×	Telescopic arm with plate (OZB-A5201)	With coarse focusing knob Adjustable torque of the hand wheels (OZB-A5301)	4,5 W LED ring light (OBB-A6 102)	
OZM 932	Binocular (OZM 546)	0,7× – 4,5×	ball-bearing double telescopic arm with plate (OZB-A5203)	With coarse focusing knob Adjustable torque of the hand wheels (OZB-A5301)	4,5 W LED ring light (OBB-A6 102)	
OZM 933	Trinocular (OZM 547)	0,7× – 4,5×	ball-bearing double telescopic arm with plate (OZB-A5203)	With coarse focusing knob Adjustable torque of the hand wheels (OZB-A5301)	4,5 W LED ring light (OBB-A6 102)	
OZM 952	Binocular (OZM 546)	0,7× – 4,5×	Jointed arm with clamp (OZB-A5212)	With coarse focusing knob Adjustable torque of the hand wheels (OZB-A5301)	4,5 W LED ring light (OBB-A6 102)	
OZM 953	Trinocular (OZM 547)	0,7× – 4,5×	Jointed arm with clamp (OZB-A5212)	With coarse focusing knob Adjustable torque of the hand wheels (OZB-A5301)	4,5 W LED ring light (OBB-A6 102)	
OZM 982	Binocular (OZM 546)	0,7× – 4,5×	Spring loaded arm with clamp (OZB-A6302)	With double handle	4,5 W LED ring light (OBB-A6 102)	
OZM 983	Trinocular (OZM 547)	0,7× – 4,5×	Spring loaded arm with clamp (OZB-A6302)	With double handle	4,5 W LED ring light (OBB-A6 102)	

↓ Price reduction

 360°	360° rotatable microscope head	 FL-LED	Fluorescence illumination for compound microscopes With 3 W LED illumination and filter	 WLAN	WLAN data interface: For transmitting of the picture to a mobile display device
 MONO	Monocular Microscope For the inspection with one eye	 PH	Phase contrast unit For a higher contrast	 HDMI	HDMI digital camera For direct transmitting of the picture to a display device
 BINO	Binocular Microscope For the inspection with both eyes	 DF	Darkfield condenser/unit For a higher contrast due to indirect illumination	 SOFTWARE	PC software To transfer the measurements from the device to a PC.
 TRINO	Trinocular Microscope For the inspection with both eyes and the additional option for the connection of a camera	 POLAR	Polarising unit To polarise the light	 AUTO ATC	Automatic temperature compensation For measurements between 10 °C and 30 °C
 ABBE	Abbe Condenser With high numerical aperture for the concentration and the focusing of light	 INFINITY	Infinity system Infinity corrected optical system	 IP	Protection against dust and water splashes IPxx The type of protection is shown by the pictogram.
 HAL	Halogen illumination For pictures bright and rich in contrast	 ZOOM	Zoom magnification For stereomicroscopes	 BATT	Battery operation Ready for battery operation. The battery type is specified for each device.
 LED	LED illumination Cold, energy saving and especially long-life illumination	 PARALLEL	Parallel optical system For stereomicroscopes, enables fatigue-proof working	 RECHARGE	Battery operation rechargeable Prepared for a rechargeable battery operation
 IL	Incident illumination For non-transparent objects	 SCALE	Integrated scale In the eyepiece	 230 V	Mains adapter 230V/50Hz in standard version for EU. On request GB, AUS or USA version.
 TL	Transmitting illumination For transparent objects	 SD	SD card For data storage	 230 V	Power supply Integrated in balance. 230V/50Hz standard EU. More standards e.g. GB, AUS or USA on request.
 FL	Fluorescence illumination For stereomicroscopes	 USB 2.0	USB 2.0 digital camera For direct transmitting of the picture to a PC	 1 DAY	Package shipment The time required to manufacture the product internally is shown in days in the pictogram.
 FL-HBO	Fluorescence illumination for compound microscopes With 100 W mercury lamp and filter	 USB 3.0	USB 3.0 digital camera For direct transmitting of the picture to a PC		

Abbreviations

C-Mount	Adapter for the connection of a camera to a trinocular microscope	LWD	Long Working Distance	SWF	Super Wide Field (Field number at least Ø 23 mm for 10× eyepiece)
FPS	Frames per second	N.A.	Numerical Aperture	W.D.	Working Distance
H(S)WF	High (Super) Wide Field (Eyepiece with high eye point for wearers of glasses)	SLR Kamera	Single-Lens Reflex camera	WF	Wide Field (Field number up to Ø 22 mm for 10× eyepiece)

Your KERN specialist dealer: