



www.jbctools.com

INSTRUCTION MANUAL



SB03CC



3cc Syringe Barrel

This manual corresponds to the following reference:

SB03CC

Packing List

The following items are included:

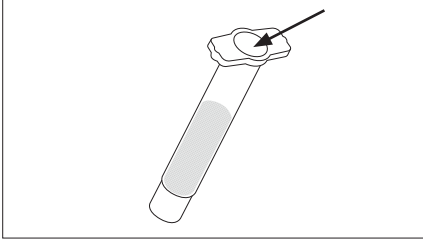


Manual 1 unit
Ref. 0027449

Operation

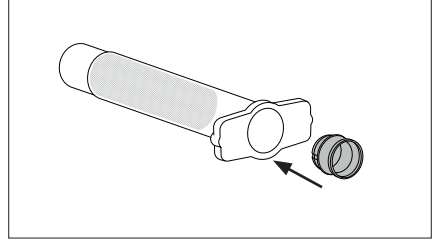
The SB03CC is designed to be used with JBC's Manual Solder Paste Dispenser DPM*, with JBC's Needles ND-KS* and Tapered Tips ND-KP*.

1. Syringe Filling



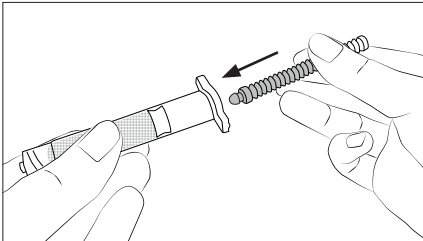
Fill in the syringe barrel with solder paste.

1. Piston Placement



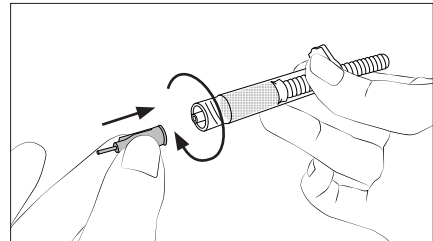
Take the barrel filled with solder paste and place the piston into the barrel.

2. Plunger Placement



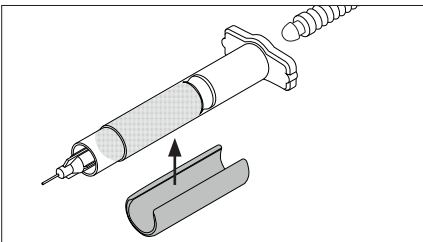
Insert the plunger into the piston and press the piston against the solder paste to eliminate the air inside the barrel.

3. Tip Placement



Thread the tip onto the syringe barrel.

4. Adapter Use *(for DPM-B only)*



For 3cc syringes in use with DPM-B use the enclosed adapter. Assemble the adapter by clipping it onto the barrel.

Specifications

SB03CC

3cc Syringe Barrel

Ref.: **SB03CC**

- Volume Capacity: 3 cc / 0.1 fl OZ
- Weight: 0.02 kg / 0.04 lb
- Total Package Dimensions / Weight: 90 x 55 x 40 mm / 0.03 kg
(L x W x H) 3.54 x 2.17 x 1.57 in / 0.07 lb

Complies with CE standards
ESD Safe

JBC

Warranty

JBC's 2 year warranty covers this equipment against all manufacturing defects, including the replacement of defective parts and labour.

Warranty does not cover product wear or misuse.

In order for the warranty to be valid, equipment must be returned, postage paid, to the dealer where it was purchased.



This product should not be thrown in the garbage.

In accordance with the European directive 2012/19/EU, electronic equipment at the end of its life must be collected and returned to an authorized recycling facility.

