




www.jbctools.com

INSTRUCTION MANUAL



N8662 / N3308 / N3309

Grips for NT115 Handle

This manual corresponds to the following references:

0018662 *green*

0023308 *blue*


0023309 *black*

Packing List

The following items are included*:



Grips for NT115 Handles 4 units



Fitters 4 units



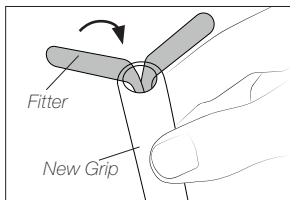
Manual 1 unit
Ref. 0018665

** According to product reference, either green, blue or black grips are included.*

Changing Grips

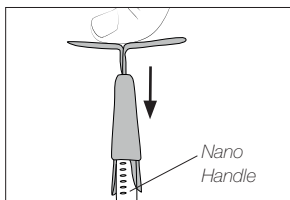
Replace the grips easily using the included fitters like shown in the following pictures.

1. Inserting Fitters



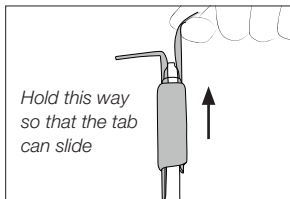
Insert the fitters into the new grip.

2. Assemble Grip



Push the grip with the fitters onto the nano handle.

3. Removing Fitters



To remove the fitters, hold the grip and pull the fitters out. Use pliers if necessary.

Specifications

N8662 / N3308 / N3309

Grips for NT115 Handles

Ref.: **0018662** *green*

Ref.: **0023308** *blue*

Ref.: **0023309** *black*

- Grip Dimensions: 43 x \varnothing 12.7 mm / 1.69 x \varnothing 0.5 in
- Total Net Weight: 4.4 g / 0.01 lb

- Package Dimensions/Weight: 90 x 55 x 40 mm / 19 g
(L x W x H) 3.54 x 2.17 x 1.57 in / 0.04 lb

Complies with CE standards.
ESD safe.

JBC

Warranty

JBC's 2 year warranty covers this equipment against all manufacturing defects, including the replacement of defective parts and labour.

Warranty does not cover product wear or misuse.

In order for the warranty to be valid, equipment must be returned, postage paid, to the dealer where it was purchased.



This product should not be thrown in the garbage.

In accordance with the European directive 2012/19/EU, electronic equipment at the end of its life must be collected and returned to an authorized recycling facility.



www.jbctools.com