

HEAVY DUTY DOWNDRAUGHT BENCH



// FEATURES

- Integrated workbench with dust and fume extraction system.
- 5 standard sizes
- Wide range of filtration options

/ CONSTRUCTION

- 2mm steel, fully welded
- Powder coated

// APPLICATIONS

Designed for dust and fume extraction applications; complete with integral filter system.

Typically for manual processes but can be integrated with other systems.



DOWN
DRAUGHT



DUST
EXTRACTION



FUME
EXTRACTION

FEATURES



// THE MOST POPULAR AIRBENCH MODEL

Our unique modular construction approach allows for rapid construction of every bench with fast delivery timescales, with some models available from stock.

// FILTER OPTIONS

A wide range of standard filter options allows us to specify the most appropriate configuration for every application.

We also offer a selection of alternative models for seated applications, or for welding and grinding type processes - see other publications for details.



// EASY FILTER ACCESS

Front access to filters and a simple spring-mount system allows for easy maintenance and fast filter changes.

// CONTROLS

Ranging from a simple on/off switch on a single unit, to timed run or centrally controlled, daisy chained systems for multiple installations.

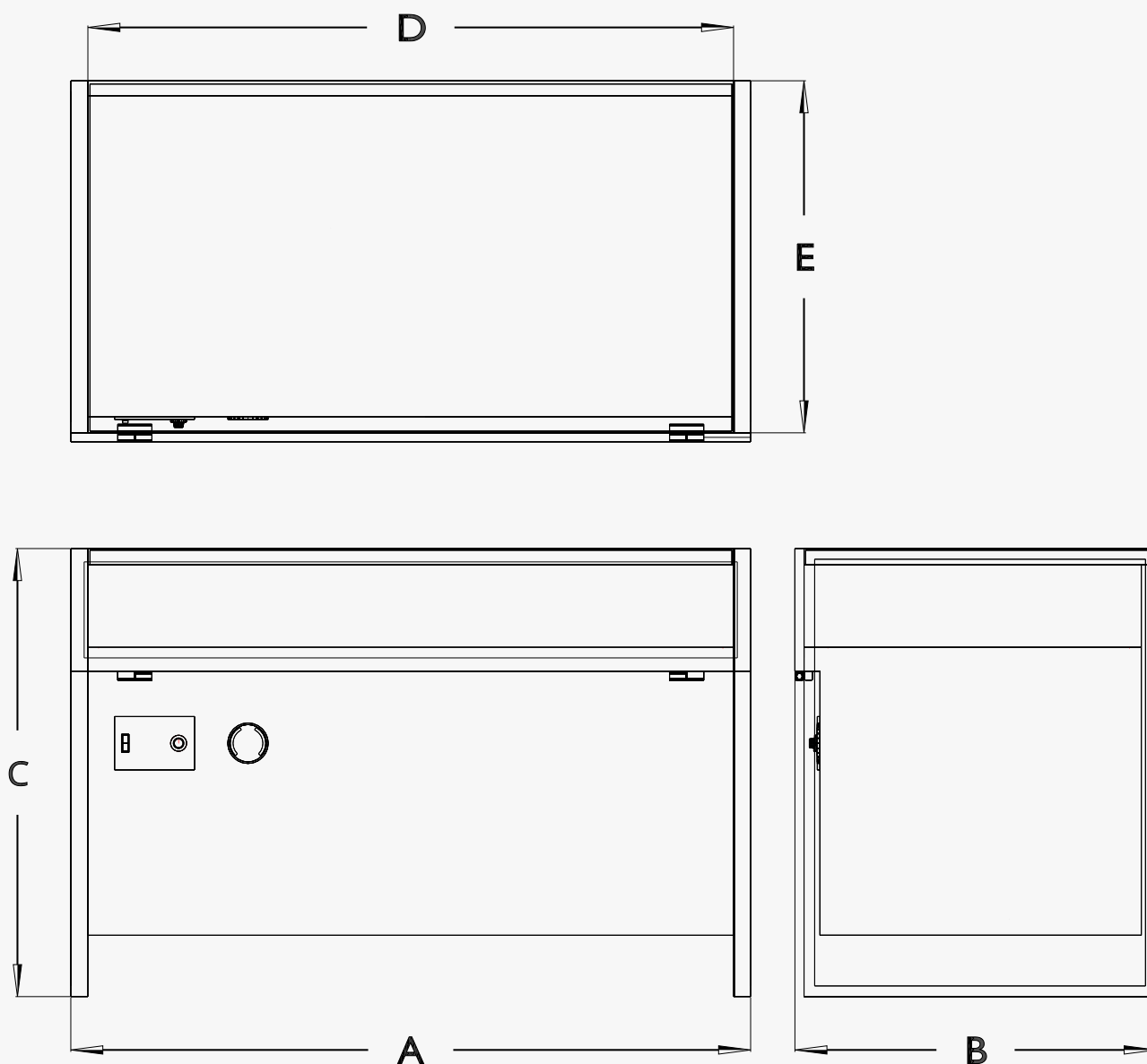
Speed control is available as a simple option. Every unit is fitted with filter condition monitoring via a pressure loss gauge.



// FULLY VENTILATED TOP

The FN range features a ventilated area of almost 100% of the top surface; meaning you can work anywhere on the bench and still have effective extraction.

DIMENSIONS

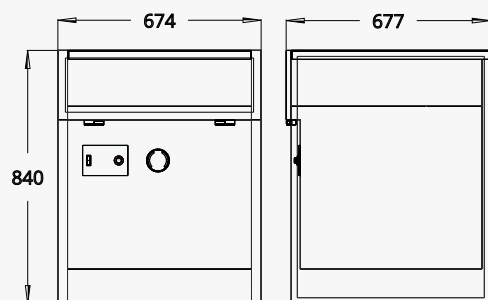


// TECHNICAL DATA


| MODEL | OVERALL | | | VENTILATED AREA | | POWER kw | VOLUME @100Pa |
|----------|---------|---------|----------|-----------------|---------|-------------|------------------|
| | WIDTH A | DEPTH B | HEIGHT C | WIDTH D | DEPTH E | | |
| FN066784 | 674 | 677 | 840 | 610 | 656 | 0.17 | 1500 |
| FN126784 | 1274 | 677 | 840 | 1210 | 656 | 0.37 | 3000 |
| FN186784 | 1874 | 677 | 840 | 1810 | 656 | 0.57 | 4500 |
| FN129784 | 1274 | 977 | 840 | 1210 | 956 | 0.57 | 4500 |
| FN189784 | 1874 | 977 | 840 | 1810 | 956 | 1.14 | 6250 |

DIMENSIONS

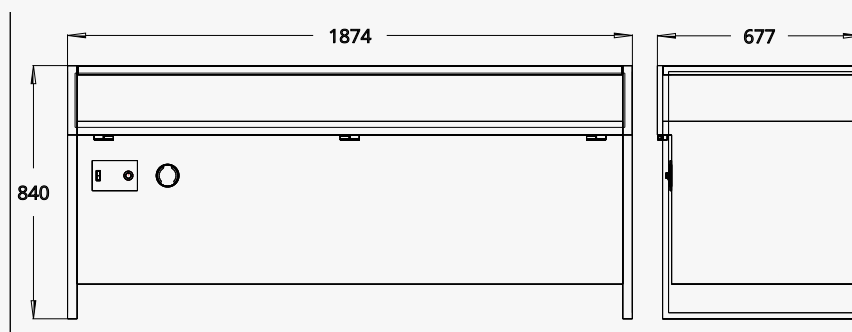
// FN066784




// FN126784



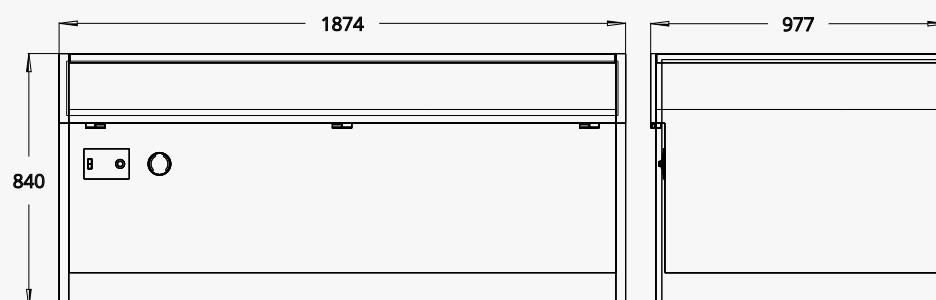
// FN186784



// FN129784



// FN189784



SPECIFICATIONS

// FILTER OPTIONS

| FILTER CLASSIFICATION | | FILTERS | | FILTER CLASSIFICATION | | FILTERS | |
|-----------------------|--------------------|---------|-------|-----------------------|---------------------|---------|--------|
| | | PRE | FINAL | | | PRE | FINAL |
| A | Non Sparking Dusts | - | G4 | E | Low Volume Fume | G4 | Carbon |
| F | Fine Dusts | G4 | F7 | | | | |
| B | Very Fine Dusts | G4 | F9 | C | Dust & Light Sparks | Spark | M6 |
| L | HEPA Filtered | G4 | H13 | | | | |

// GENERAL

| | | | |
|---------------------|--------------|---------------------|--------------------------------|
| POWER SUPPLY | 240v/1ph | MOTOR | Forward Curved Centrifugal Fan |
| NOISE LEVEL | <70dBA at 1m | FINISH (STD) | Textured grey powder coat |

// OPTIONS

| | |
|-------------------------------|--|
| Speed control | Castors |
| Airline interlink | Enclosures |
| Timed run | Racking |
| Height adjustment | Alternative power supply (110v / 415v) |
| Special filter configurations | See airbench.com/accessories |

// SEE ALSO

Carbon Filter Effectiveness

Accessories