

HEAVY DUTY DOWNDRAUGHT BENCH



// FEATURES

- Integrated workbench with dust and fume extraction system.
- 5 standard sizes
- Wide range of filtration options

// CONSTRUCTION

- 2mm steel, fully welded
- Powder coated

// APPLICATIONS

Designed for dust and fume extraction applications; complete with integral filter system.

Typically for manual processes but can be integrated with other systems.



DOWN
DRAUGHT



DUST
EXTRACTION



FUME
EXTRACTION

FEATURES




// THE HEAVY DUTY AIRBENCH MODEL

Our unique modular construction approach allows for rapid construction of every bench with fast delivery timescale, with some models available from stock.

// FILTER OPTIONS

A wide range of standard filter options allows us to specify the most appropriate configuration for every application.

Alternatively, we offer a selection of alternative models for seated applications, or for welding and grinding type processes - see other publications for details.



// EASY FILTER ACCESS

Simple access to filters via perforated top allows for easy maintenance and fast filter changes.

// CONTROLS

Ranging from a simple on/off switch on a single unit, to timed run or centrally controlled, daisy chained systems for multiple installations.

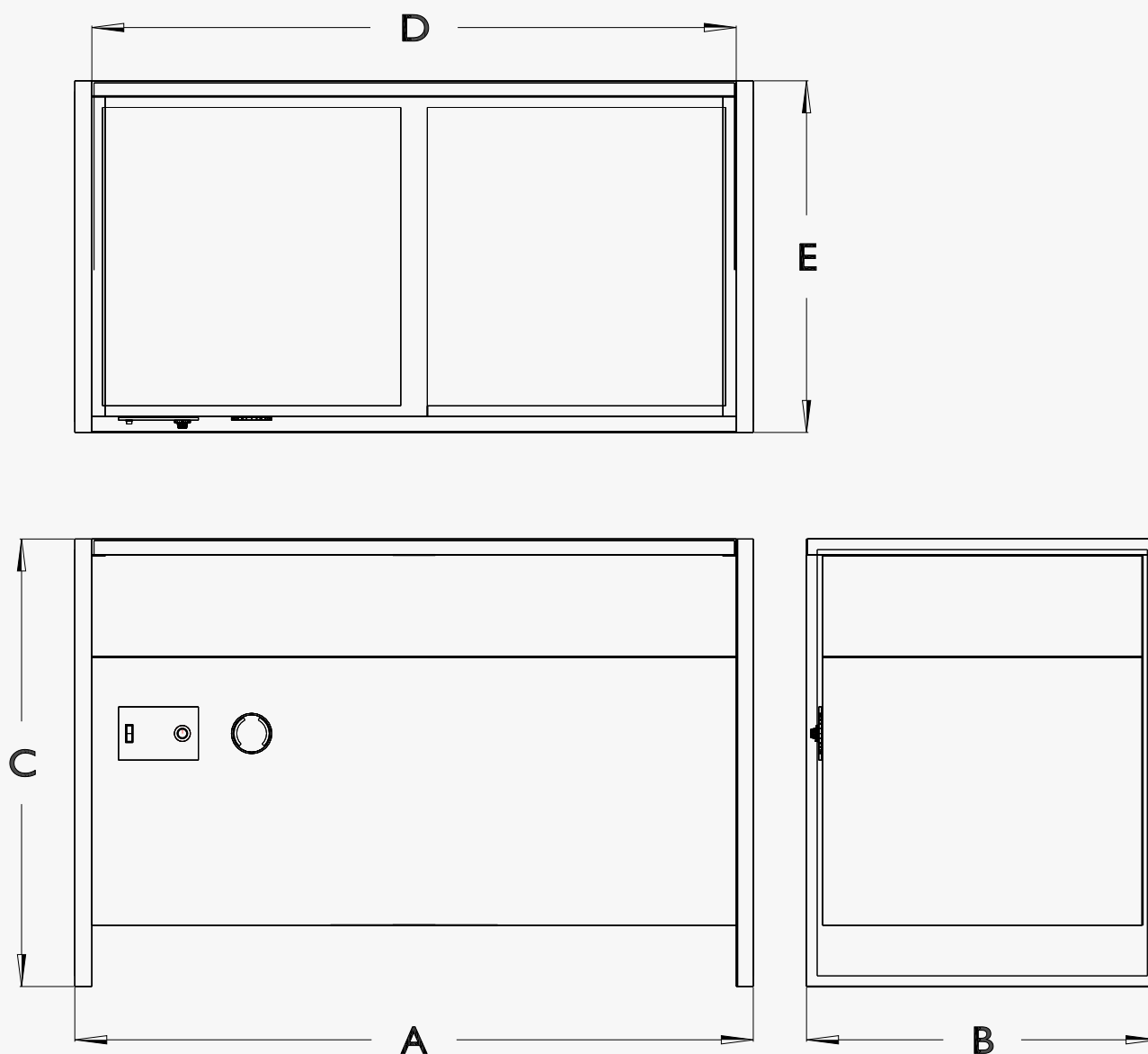
Speed control is available as a simple option. Every unit is fitted with filter condition monitoring via a pressure loss gauge.



// FULLY VENTILATED TOP

The FP range features a ventilated area of almost 100% of the top surface; meaning you can work anywhere on the bench and still have effective extraction.

DIMENSIONS

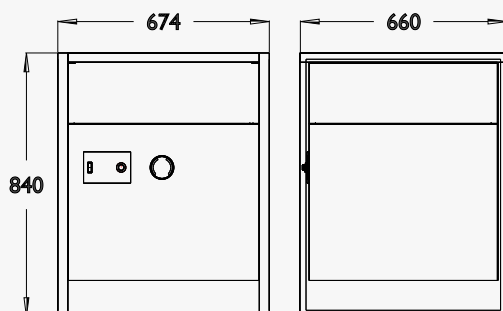


// TECHNICAL DATA

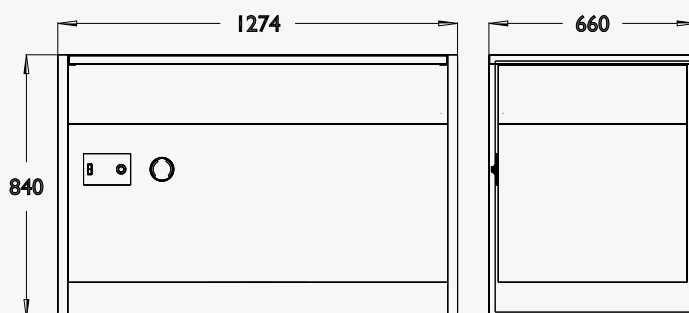
MODEL	OVERALL			VENTILATED AREA		POWER kw	VOLUME @100Pa
	WIDTH A	DEPTH B	HEIGHT C	WIDTH D	DEPTH E		
FP066784	674	660	840	610	656	0.17	1500
FP126784	1274	660	840	1210	656	0.37	3000
FP186784	1874	660	840	1810	656	0.57	4500
FP129784	1274	960	840	1210	956	0.57	4500
FP189784	1874	960	840	1810	956	1.14	6250

DIMENSIONS


// FP066784




// FP126784




// FP186784



// FP129784



// FP189784



SPECIFICATIONS

// FILTER OPTIONS

FILTER CLASSIFICATION		FILTERS		FILTER CLASSIFICATION		FILTERS	
		PRE	FINAL			PRE	FINAL
A	Non Sparking Dusts	-	G4	E	Low Volume Fume	G4	Carbon
F	Fine Dusts	G4	F7	J	High Volume Fume	G4	Carbon
B	Very Fine Dusts	G4	F9	R	Special Duty Fume	G4	Carbon
L	HEPA Filtered	G4	H13	C	Dust & Light Sparks	Spark	M6

// GENERAL

POWER SUPPLY	240v/1ph	MOTOR	Forward Curved Centrifugal Fan
NOISE LEVEL	<70dBA at 1m	FINISH (STD)	Textured grey powder coat

// OPTIONS

Speed control	Castors
Airline interlink	Enclosures
Timed run	Racking
Height adjustment	Alternative power supply (110v / 415v)
Special filter configurations	See airbench.com/accessories

// SEE ALSO

Carbon Filter Effectiveness

Accessories