


JBC

www.jbctools.com

INSTRUCTION MANUAL



CL7889


Wiper for Stands

This manual corresponds to the following reference:

CL7889 - red

Packing List

The following items are included:



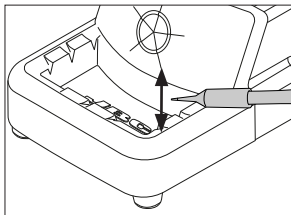
Wiper for Stands 1 unit

Manual 1 unit
Ref. 0027289

Features

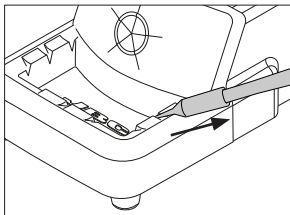
Tapping:

Tap gently to remove excess solder.




Wiping:

Use the slots to remove remaining particles.




Wiper and Brass Wool Replacement

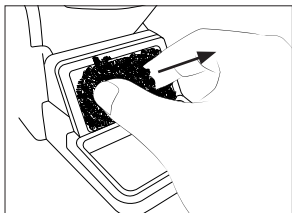
The wiper and brass wool can easily be removed for cleaning or replacement when they are worn.



Lift the wiper at its front edge.



Remove the wiper by pulling it out.



Replace the brass wool with a new one when it is worn out.
Place the wiper back to replace them if desired.

Specifications

CL7889

Wiper for Stands

Ref. **CL7889** - *red*

- Total Net Weight: 40 g / 0.088 lb
- Package Dimensions / Weight: 90 x 55 x 40 mm / 60 g
(L x H x W) 3.54 x 2.17 x 1.57 in / 0.132 lb

ESD safe

JBC

Warranty

JBC's 2 year warranty covers this equipment against all manufacturing defects, including the replacement of defective parts and labour.

Warranty does not cover product wear or misuse.

In order for the warranty to be valid, equipment must be returned, postage paid, to the dealer where it was purchased.



This product should not be thrown in the garbage.

In accordance with the European directive 2012/19/EU, electronic equipment at the end of its life must be collected and returned to an authorized recycling facility.



www.jbctools.com

0027289-200722